

TEAR IT UP

Words and Music by
BRIAN MAY

Steady beat

$\text{♩} = 100$

N.C.

Are you read - y? Well, are you read-y?

mf

This system contains the first vocal line and piano accompaniment. The vocal line starts with a whole rest, followed by the lyrics "Are you read - y?" and "Well, are you read-y?". The piano accompaniment features a steady eighth-note bass line in the left hand and a melodic line in the right hand. The key signature is three sharps (F#, C#, G#) and the time signature is 4/4.

G A

This system shows guitar chord diagrams for G and A. The piano accompaniment continues with the same rhythmic pattern. The G chord diagram is shown above the treble clef staff, and the A chord diagram is shown above the bass clef staff.

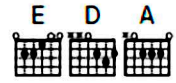
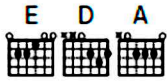
D A C G D

This system continues the piano accompaniment. The guitar chord diagrams for D, A, C, G, and D are shown above the treble clef staff.

A

Give me your mind, ba-by, give me your bod - y. —

This system concludes the piece. It features a guitar chord diagram for A above the treble clef staff. The piano accompaniment continues with the same rhythmic pattern. The vocal line has a whole rest followed by the lyrics "Give me your mind, ba-by, give me your bod - y. —".



Give me some time, ba - by, let's have a par - ty. — It


ain't no time for sleep - in', ba - by. Soon it's 'round_ your street_ I'm creep - in'. You

bet - ter be read - y. — We gon - na tear it up, stir it up,

break it up, ba - by. — You got - ta tear it up, shake it up,



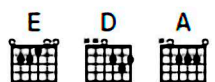
make it up as you go a - long. Tear it up, square it up, wake it up, ba - by.



Tear it up, stir it up, stake it out and you can't go wrong.



I love you 'cause you're sweet and I love you 'cause you're naugh - ty.



I love you for your mind, ba - by, give me your bod - y.

E D A

E D A

I wan-na be a toy at your birth - day par - ty. —

E A F# B G C

N.C.

Wind me up, wind me up, wind me up, let me go!

A D A

Tear it up, stir it up, break it up, let me go. — Tear it up, shake it up,

C G D A D

make it up as you go a - long. Tear it up, turn it up, burn it up. Are you

A D A F G

read - y? — Oh, yeah. Ba - by, ba - by, ba - by, are you read - y for me? —

This system contains the first two lines of music. The top line shows guitar chords A, D, A, F, and G. The vocal line begins with the lyrics 'read - y? — Oh, yeah. Ba - by, ba - by, ba - by, are you read - y for me? —'. The piano accompaniment is shown in the two staves below.

A C D A G F G

— Oh, yeah. Ba - by, ba - by, ba - by, are you

This system contains the second two lines of music. The top line shows guitar chords A, C, D, A, G, F, and G. The vocal line continues with the lyrics '— Oh, yeah. Ba - by, ba - by, ba - by, are you'. The piano accompaniment continues in the two staves below.

A C D A G F G

read - y for love? — Oh, yeah! Are you read - y, are you read - y, are you read - y for me? —

This system contains the third two lines of music. The top line shows guitar chords A, C, D, A, G, F, and G. The vocal line continues with the lyrics 'read - y for love? — Oh, yeah! Are you read - y, are you read - y, are you read - y for me? —'. The piano accompaniment continues in the two staves below.

A C D A

— Yeah, — oh yeah. I

This system contains the final two lines of music. The top line shows guitar chords A, C, D, and A. The vocal line concludes with the lyrics '— Yeah, — oh yeah. I'. The piano accompaniment concludes in the two staves below.

F

G

love you so near, I love you so far, I got - ta tell you, ba - by, you're driv - ing me ga ga. _____

A

D

A

C

G

D

A

D

A

D

Repeat and Fade

A

C

G

D

A

C

D