

Adventure Of A Lifetime

Words & Music by Guy Berryman, Chris Martin, Jon Buckland,
Will Champion, Mikkel Eriksen & Tor Erik Hermansen

$\text{♩} = 112$

N.C.

First system of musical notation, measures 1-2. The treble clef contains a melodic line with eighth notes and rests. The bass clef contains a simple accompaniment pattern.

Dm⁷



Second system of musical notation, measures 3-4. The treble clef continues the melodic line. The bass clef has a sustained chord in measure 4, indicated by a long horizontal line.

G



Am



Third system of musical notation, measures 5-6. The treble clef continues the melodic line. The bass clef has a sustained chord in measure 6, indicated by a long horizontal line.

Dm⁷



G



Am



Fourth system of musical notation, measures 7-8. The treble clef continues the melodic line. The bass clef has a sustained chord in measure 8, indicated by a long horizontal line.

Dm⁷



Fifth system of musical notation, measures 9-10. The treble clef continues the melodic line. The bass clef has a sustained chord in measure 10, indicated by a long horizontal line.

G Am

The first system of music features a guitar accompaniment with two systems of staves. The top staff is the treble clef, and the bottom is the bass clef. The guitar part consists of a steady eighth-note pattern in the treble and a bass line in the bass. Above the first staff, a guitar chord diagram for G is shown with the label '3fr'. Above the second staff, a guitar chord diagram for Am is shown with the label '5fr'.

Dm⁷ G

1. Turn your ma - gic on, _____ U - mi _____ she'd

The second system of music continues the guitar accompaniment. The vocal line begins with the lyrics '1. Turn your ma - gic on, _____ U - mi _____ she'd'. The guitar part remains consistent with the first system.

Am Dm⁷

say, _____ ev - 'ry - thing you want's _____ a dream a - way. _____ We are

The third system of music continues the guitar accompaniment. The vocal line continues with the lyrics 'say, _____ ev - 'ry - thing you want's _____ a dream a - way. _____ We are'. The guitar part remains consistent.

G Am

le - gends, _____ ev - 'ry day, _____ that's what she told _____ me.

The fourth system of music concludes the guitar accompaniment. The vocal line ends with the lyrics 'le - gends, _____ ev - 'ry day, _____ that's what she told _____ me.'. The guitar part remains consistent.



2. Turn your ma - gic on, — to me she'd say, ev - 'ry -
 3. Said I can't go on, — not in this way, I'm a



-thing you want's a dream a - way. — Un - der this pres - sure, un - der this
 dream that died by light of day. — Gon - na hold up half the sky - and



weight we are dia - monds. Now I feel my heart beat - ing,
 say on - ly I own - me. And I feel my heart beat - ing,



I feel my heart un - der - neath my skin. Oh I can feel my heart
 I feel my heart un - der - neath my skin. Oh I can feel my heart.

N.C.

beat - ing, oh, you make me feel _____
 beat - ing 'cause you make me feel _____

Dm⁷



G



like I'm a - live a - gain. _____

Am



Dm⁷



A - live a - gain. _____

G



Am



Oh, you make me feel _____ like I'm a - live a - gain.

Dm⁷



G



Am



Musical notation for the first system, including treble and bass staves with chords and a melodic line.

Dm⁷



G



4. Turn your ma - gic on, — U - mi — she'd

Am



Dm⁷



say, ev - 'ry - thing you want's — a dream a - way. — Un - der this


G




Am




pres - sure, un - der — this weight we are dia - monds tak - ing shape, —

Dm⁷  str


we are dia - monds tak - ing shape.



G  str

Am  str

Woo.




Dm⁷  str


G  str

Am  str


Woo.



Dm⁷  str

G  str

If we've on - ly got this life, this ad - ven -





ture, oh, then I... and if we've on - ly got this life, -



you get me through, — ah. And if we've on -



ly got this life, — in this ad - ven - ture, oh, then I —



— want to share it with you. With you, with



you, _____ sing it all, _____ sing it, oh. Woo hoo. (Woo hoo.) Woo



hoo. (Woo hoo.) Woo hoo. (Woo hoo.) Woo hoo. (Woo hoo.) Woo



N.C.

hoo. (Woo hoo.) Woo hoo. (Woo hoo.) Woo hoo. (Woo hoo.) Woo hoo. (Woo hoo.)