

OOPS!...I DID IT AGAIN

Words and Music by MARTIN SANDBERG
and RAMI YACOUB


Moderately






Yeah, yeah, yeah, yeah, yeah, yeah.



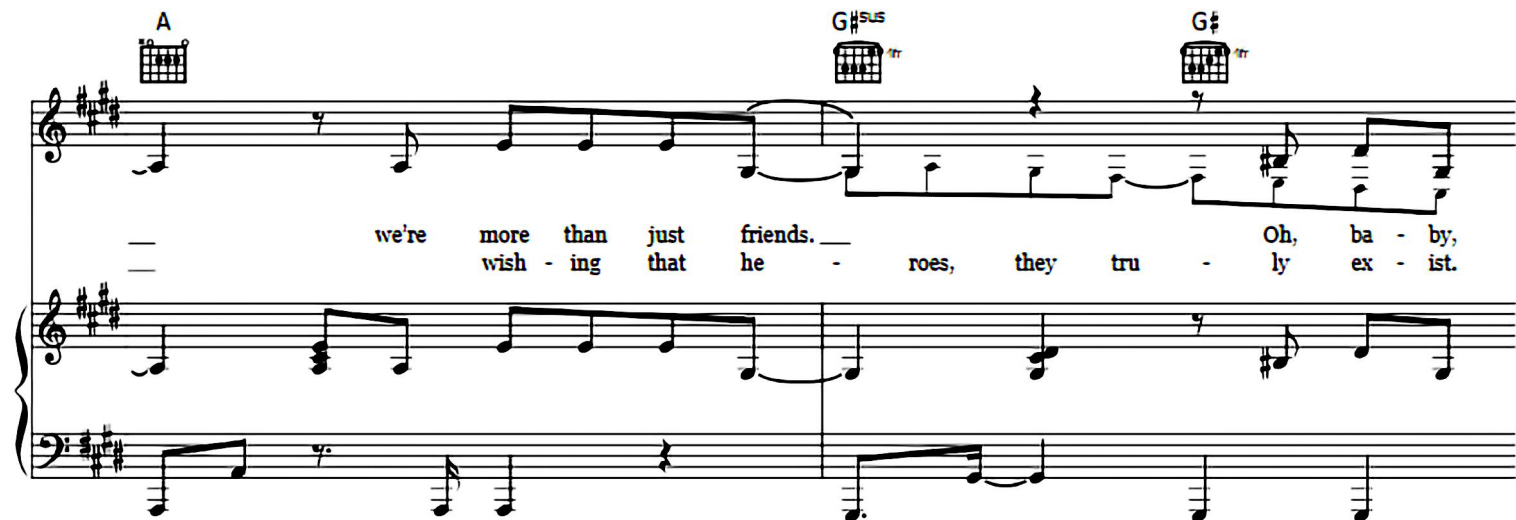
Yeah, yeah, yeah, yeah, yeah, yeah.






I think I did it a - gain, I made you be - lieve
You see my prob - lem is this, I'm dream - ing a - way,


A   


we're more than just friends. —
 wish - ing that he - roes, they tru - ly Oh, ba - by,
 ex - ist.



C#m  G# / B#  C#m 



it might seem like a crush, — but it does - n't mean —
 I cry watch - ing the days, — can't you see I'm a fool —




A  G#sus  G# 

that I'm se - ri - ous. 'Cause to
 in so man - y ways? But to



F#m7  G# 

lose all my sens - es, that is



A B⁵ N.C.

just so typ - i - cal - ly me. _____ Oh, ba - by, ba - by.

This system contains the first two lines of music. The top line is the vocal melody with lyrics. The bottom two lines are piano accompaniment. Above the staff, guitar chord diagrams are provided for A and B⁵. A 'N.C.' instruction is placed above the vocal line.

C[#]m G[#] C[#]m B

Oops!... I did it a - gain, _____ I played with your heart, _____

This system contains the third and fourth lines of music. The top line is the vocal melody with lyrics. The bottom two lines are piano accompaniment. Above the staff, guitar chord diagrams are provided for C[#]m, G[#], C[#]m, and B.

E B E B G[#]/B[#]


_____ got lost in the game. _____ Oh, ba - by, ba - by.


This system contains the fifth and sixth lines of music. The top line is the vocal melody with lyrics. The bottom two lines are piano accompaniment. Above the staff, guitar chord diagrams are provided for E, B, E, B, and G[#]/B[#].

C[#]m G[#] C[#]m B


Oops!... You think I'm in love, _____ that I'm sent from a - bove. _____



This system contains the seventh and eighth lines of music. The top line is the vocal melody with lyrics. The bottom two lines are piano accompaniment. Above the staff, guitar chord diagrams are provided for C[#]m, G[#], C[#]m, and B.

E 


1. G# 

I'm not that in - no - cent.




2. G#  C#m 

not that in - no - cent. Yeah,




yeah, yeah, yeah, yeah, yeah. Yeah,



Amaj7 

yeah, yeah, yeah, yeah, yeah. (Spoken:) "All Aboard!" "Britney,

rit. a tempo



B

Amaj⁷

before you go, there's something I want you

to have." "Oh, it's beautiful! But wait a

B^{sus}

G#

Amaj⁷

minute, isn't this...?" "Yeah, yes, it is."

"But I thought the old lady dropped it into

B



G#+



G#



C#m



the ocean at the end." "Well, baby, I went down

and got it for you." "Oh, you shouldn't have."

C#m



G#



N.C.

C#m



B



Oops!...

I

did

it

a

gain

to

your

heart,

E B E B G#m

got lost in this game, oh, ba - by.

C#m G# C#m B

Oops!... You think that I'm sent from a - bove

E Amaj7 B

I'm not that in - no - cent.

C#m G# C#m B

Oops!... I did it a - gain, I played with your heart,

E/G# B E B G#/B#

got lost in the game. Oh, ba - by, ba - by.

Musical notation for the first system, including vocal line, piano accompaniment, and guitar chord diagrams.

C#m G# C#m B

Oops!... You think I'm in love, that I'm sent from a - bove.

Musical notation for the second system, including vocal line, piano accompaniment, and guitar chord diagrams.

E

1. G#sus G# 2. G# N.C.

I'm not that in - no - cent. not that in - no - cent.

Musical notation for the third system, including vocal line, piano accompaniment, and guitar chord diagrams.